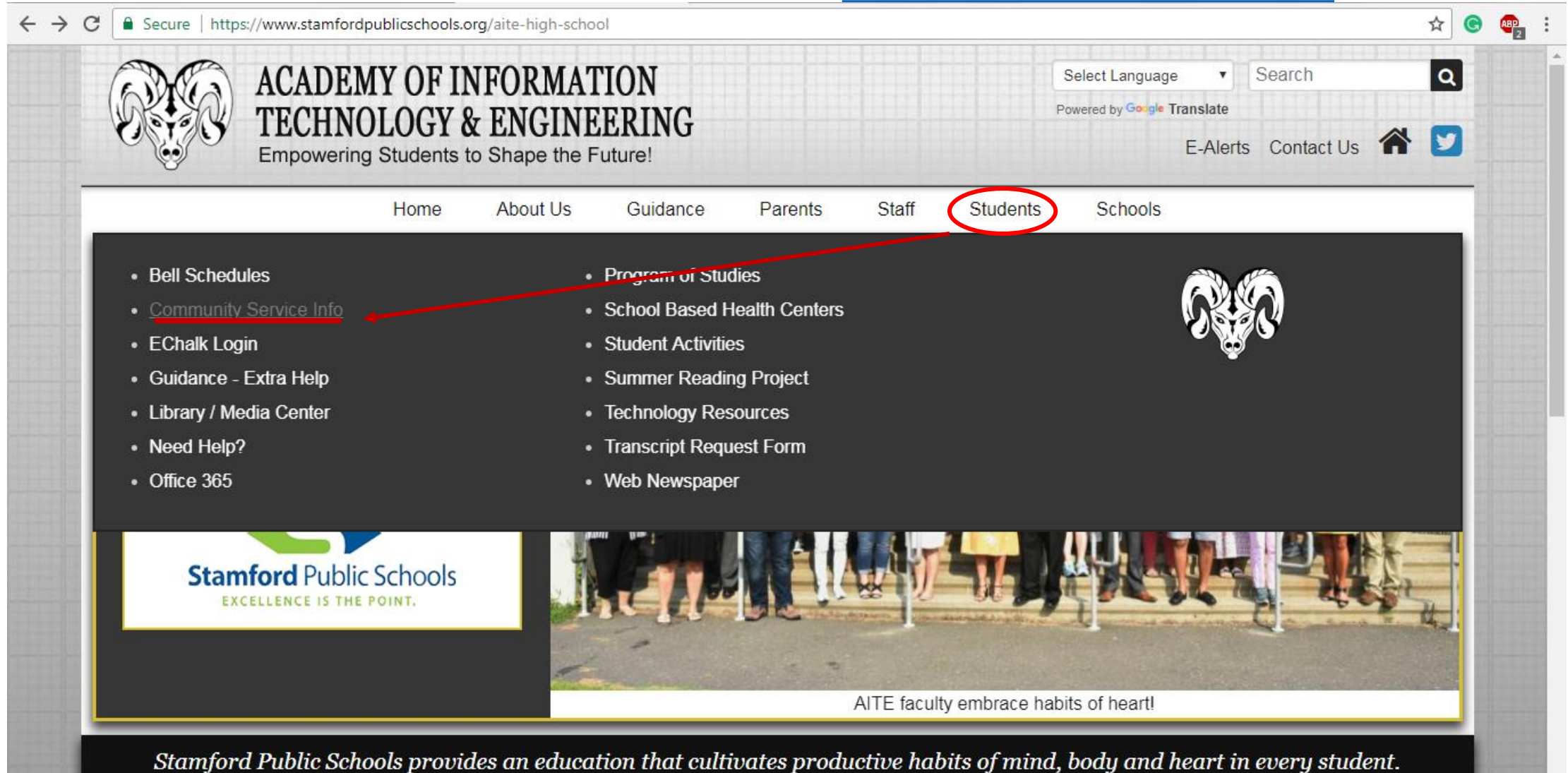



How to RECORD YOUR
Community Record Community
Service Hours

**USING YOUR NAVIANCE
ACCOUNT**

Fill out the forms on the [school website](https://www.stamfordpublicschools.org/aite-high-school)





Secure | <https://www.stamfordpublicschools.org/aite-high-school>

 **ACADEMY OF INFORMATION TECHNOLOGY & ENGINEERING**
Empowering Students to Shape the Future!


Select Language Search


Powered by Google Translate


E-Alerts Contact Us  

Home About Us Guidance Parents Staff **Students** Schools

- Bell Schedules
- Community Service Info
- EChalk Login
- Guidance - Extra Help
- Library / Media Center
- Need Help?
- Office 365
- Program of Studies
- School Based Health Centers
- Student Activities
- Summer Reading Project
- Technology Resources
- Transcript Request Form
- Web Newspaper



 **Stamford Public Schools**
EXCELLENCE IS THE POINT.



AITE faculty embrace habits of heart!

Stamford Public Schools provides an education that cultivates productive habits of mind, body and heart in every student.

Scroll down to the Important Resources

Need Help?

Office 365

Program of Studies

Student Activities

Summer Reading Project

Technology Resources

Today's Art

Transcript Request Form

Web Newspaper

fosters responsibility, understanding, and leadership in our students. Students are encouraged to volunteer at local non-profit organizations in and around the lower Fairfield County area. Students can also volunteer through our school's Interact club. Students can also consult their guidance counselors for help finding community service opportunities. Proof of volunteer hours is required. Students who do not complete the yearly hours of community service may be required to do additional hours in their following year. Seniors who have not met the 50 total community service hours will not meet the requirements for graduation.

Definition: Community service is voluntary time, without compensation, spent on selfless acts which benefit the school or wider community.

Not included are the following:

- Community service for academic credit or course requirement (e.g., student aide)
- Mandated community service (e.g., in lieu of detention or suspension)
- Anything one is paid to do or which is done for a family member

Important Resources

- Log Sheet
- Community Service Verification Form

Attachment

Size

Summer Reading Project 2018

378.36 KB

Fill out the Log Sheet and Verification Form

Academy of Information Technology & Engineering
Empowering Students to Shape the Future!

Student name: _____ grade: _____

Date	Hours	Description

Page 1 of 1 26 words English (United States) 10:03 AM 12/7/2018

Academy of Information Technology & Engineering
Empowering Students to Shape the Future!

COMMUNITY SERVICE

AITE students will be required to complete 10 hours of community service per year. This requirement gives students an opportunity to serve the local or global community in a positive way. It also fosters responsibility, understanding, and leadership in our students. Students are encouraged to volunteer at local non-profit organizations in and around the lower Fairfield County area. Students can also volunteer through our school's Interact, Building with Books, or Stand clubs. Students can also consult their guidance counselors for help finding community service opportunities. Proof of volunteer hours is required. Students who do not complete the yearly hours of community service may be required to do additional hours in their following year. Seniors who have not met the service hours will not meet the requirements for graduation.

Definition: Community service is voluntary time, without compensation, spent on selfless acts which benefit the school or wider community.

Not included are the following:

- Community service for academic credit or course requirement (e.g., student aide)
- Mandated community service (e.g., in lieu of detention or suspension)
- Anything one is paid to do or which is done for a family member

Page 1 of 1 239 words English (United States) 10:03 AM 12/7/2018

Log into Naviance

 Naviance | *Student*



Welcome to Naviance Student

Email

Password

Remember me

[Forgot your password?](#)

Login

Are you new here?

[I'm a guest](#)

[I need to register](#)

**Academy of Information Technology
& Engineering**

411 High Ridge Road

Stamford, CT 06905

p: 203-977-4336

www.aitestamford.org

[Privacy Policy](#)

Go to the "My Stuff" page

The screenshot shows the Naviance Student website interface. At the top, the browser address bar displays "Secure | https://student.naviance.com/main". The website header includes the Naviance logo and "Student" branding. A navigation menu at the top right contains "Home", "Colleges", "Careers", "About Me", and "My Planner". The "About Me" menu is open, showing options: "ABOUT ME Home", "KATELYN GUY My Account", "My Stuff", "My Assessments", "My Surveys", and "Postsecondary Plans". The "My Stuff" option is circled in red, and a red arrow points to it from the "About Me" menu header. Below the header, the main content area is divided into two columns. The left column is titled "Welcome to AITE's Naviance Page" and contains a message about "READ MORE" tabs and a link for "Freshman" students. The right column is titled "My Favorites" and lists "COLLEGES I'm thinking about" and "CAREERS AND CLUSTERS I'm thinking about".

Secure | https://student.naviance.com/main

Give feedback No new messages LOG OUT

Naviance | Student

Home Colleges Careers About Me My Planner

Welcome, Katelyn!

Search for Colleges

Type a college name

ABOUT ME Home

KATELYN GUY My Account

My Stuff

My Assessments

My Surveys

Postsecondary Plans

Welcome to AITE's Naviance Page

Click the "READ MORE" tab below to see an important message for each specific grade.

[Freshman](#) - Counselors will be coming into Connection Time classes in December and January to ensure you have your log-in credentials. Please make sure to complete the first task that has been assigned to you. It is the **Career Interest Profiler**. This will certainly assist you to pick appropriate courses when we begin to

My Favorites

COLLEGES I'm thinking about

COLLEGES I'm applying to

CAREERS AND CLUSTERS I'm thinking about

Go to “Journal”

The screenshot displays the Naviance Student web application. At the top, a teal header contains the Naviance logo and the text "Student". To the right of the header are navigation links: "Home", "Colleges", "Careers", "About Me", and "My Planner". In the top right corner, there are utility links: "Give feedback", "No new messages", and "LOG OUT".

The main content area shows a breadcrumb trail: "College Fair" with a "Back" link. Below this, a message states "This folder is empty".

On the left side, there is contact information for the "Academy of Information Technology & Engineering":
411 High Ridge Road
Stamford, CT 06905
p: 203-977-4336
www.aitestamford.org

In the center, there is a logo of a ram's head.

A dropdown menu is open on the right side, titled "My Stuff". It contains the following items:
- My Surveys
- Resume
- Test Scores
- Portfolio
- Documents Shared With Me
- Journal (highlighted with a red circle)

At the bottom of the page, a browser address bar shows the URL: <https://student.naviance.com/about-me/journal>. A taskbar at the very bottom shows a file named "DQ8DpIHU8AAsGSI.jpg" and a "Show all" button.

Add a new journal

The screenshot displays the Naviance Student user interface. At the top, a teal header contains the Naviance logo and the text "Naviance | Student". To the right of the header are navigation links: "Home", "Colleges", "Careers", "About Me" (which is underlined), and "My Planner".

The main content area is divided into two columns. The left column is titled "Quick Links" and contains a section "INTERESTING THINGS ABOUT ME" with links for "Resume", "Game plan", "Documents", "Journal" (which is highlighted with a red underline), and "Survey history". Below this is a section "OFFICIAL THINGS".

The right column is titled "Journal" and contains the heading "Journal" followed by the text "No journals found. Try adding one." A red circle highlights a pink plus sign button in the top right corner of this section. Below this is the heading "Private comments from your school" followed by the text "You do not currently have any private comments."

Add community service documents

The screenshot shows the Naviance Student interface for adding a journal entry. The browser address bar shows the URL <https://student.naviance.com/about-me/journal/add>. The page header includes the Naviance logo and the word "Student".

On the left side, there is a "Quick Links" section with the following items:

- INTERESTING THINGS ABOUT ME
- Resume
- Game plan
- Documents
- Journal (highlighted with a red underline)
- Survey history

Below the quick links is the "OFFICIAL THINGS" section.

The main content area is titled "CANCEL" and contains the following fields:

- Type:** N/A
- * Subject (required):** Community Service Hours
- Notes:** A large empty text area.
- Description (optional):** A large empty text area.

At the bottom of the form, there are three checkboxes:

- Counselors
- Teachers
- My Parents

A dashed box below the checkboxes contains the text "Drop files or click to Browse...".

An "Open" file dialog window is overlaid on the right side of the page. The dialog shows the "School Events" folder in OneDrive. The file list is as follows:

Name	Date modified	Type
Blood Drive Poster_files	10/10/2017 2:33 PM	File folder
Color Run	4/2/2018 1:39 PM	File folder
Blood Drive Poster	10/10/2017 2:33 PM	Chrome H...
Community Service Log	12/10/2018 12:21 ...	Microsoft...
Community Service Verification Form	12/10/2018 12:22 ...	Microsoft...

The "File name" field contains "Community Service Verification F" and the file type is set to "All Files". The "Open" button is highlighted.

Click the “Add” button

Quick Links

INTERESTING THINGS ABOUT ME

- Resume
- Game plan
- Documents
- Journal**
- Survey history

OFFICIAL THINGS

- Profile
- Inbox
- Account
- Test scores

Type
N/A

*** Subject (required)**
Community Service Hours

Notes

Drop files or click to Browse...

Description (optional)

Description (optional)

Share with
By default, you are the only person who can read your journal entries. If you want to allow counselors, teachers or your parents to view this journal entry and access any files that you attach to it, check the appropriate boxes below. You can always come back to this journal entry and remove sharing if you change your mind later.

- Counselors
- Teachers
- My Parents

Community Service Log.docx (45.06 KB)

Community Service Verification Form.docx (55.41 KB)

Add