



Mobile App

Districts that purchase the Frontline Insights Platform also gain access to the Frontline Education mobile app! The app provides increased accessibility to job alerts and other job acceptance tools.

REQUIREMENTS

You must have the following qualifications to access the app:

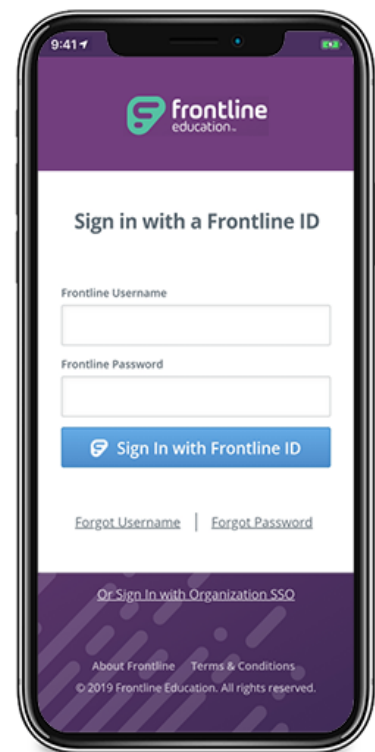
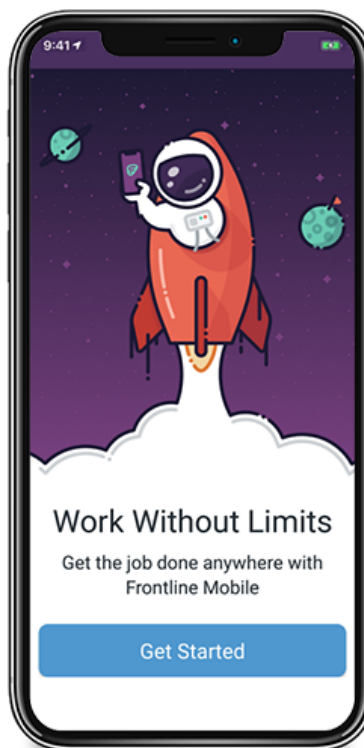
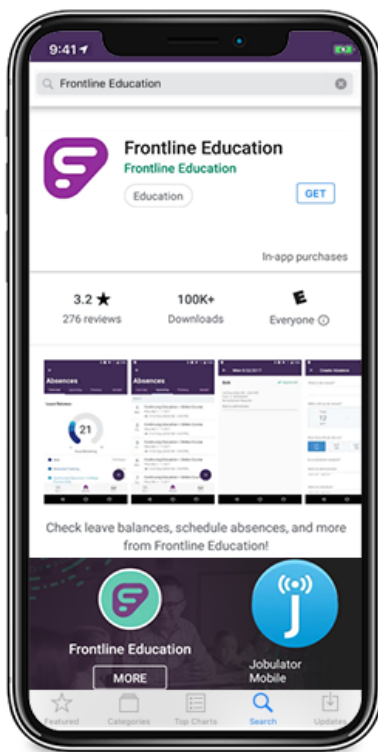
- Your district must utilize the Frontline Insight's Platform.

GETTING STARTED

Stamford's Invitation Code: 7354

Access the app store on your mobile device and download the Frontline Education app. Once the download is complete, you will click **Get Started** to proceed to a sign in page. From there, enter your Frontline ID account and click **Sign In**.

*Please note that once signed in, you may be prompted to select an organization.



HOMEPAGE

The homepage posts potential job assignment opportunities. From here, you can select the **View all Available Jobs** link to reference a comprehensive list of all potential jobs in your district. *Once an available job is selected, you can then review the job's details and opt to accept the assignment.

MENU/SIDE NAVIGATION

The “Menu” option opens a side navigation bar where you can access current tools and settings.

- **Inbox:** Review any received messages.
- **Help Center:** Access online help resources specific to your Frontline mobile app.
- **Settings:** Review your current district details, user preferences, and sound notification options, or, log out of the app.
- **Feedback:** Please provide feature-related feedback.

