



Cristian Vitti  
Toquam School, Grade 4



Kate Pelletier  
Northeast School, Kindergarten



Frances Vandervoort  
Dolan Middle School, Grade 8

# Revenue

Laurel Fuda  
Scofield Magnet Middle School, Grade 6

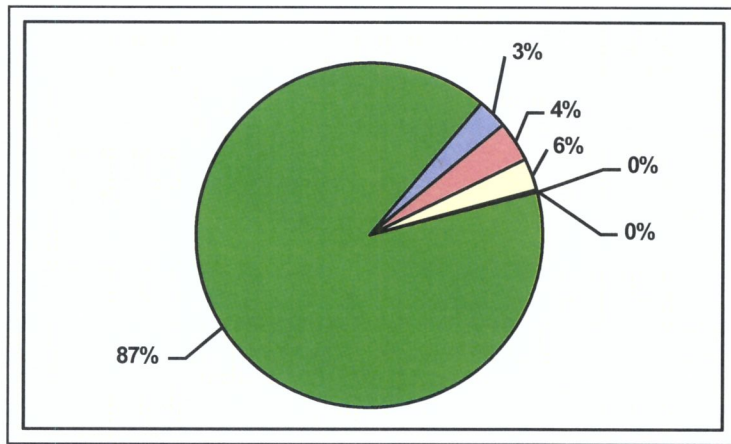


Olivia McGovern  
Stamford High School, Grade 12

## 2017-18 BUDGET OF THE STAMFORD PUBLIC SCHOOLS

### TOTAL REVENUE BUDGET

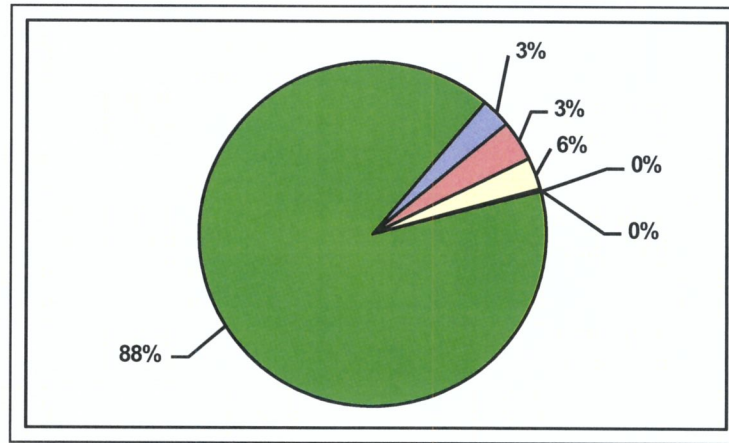
2016-17



City of Stamford- Operating Budget	\$257,138,570	87.1%
State Grants	\$18,247,952	6.2%
Federal Grants	\$11,129,862	3.8%
State Entitlements	\$8,240,529	2.8%
Private and Other Grants	\$261,697	0.1%
Other Income	\$164,200	0.1%

Total Operating & Grant Budget	\$295,182,810	100.0%
--------------------------------	---------------	--------

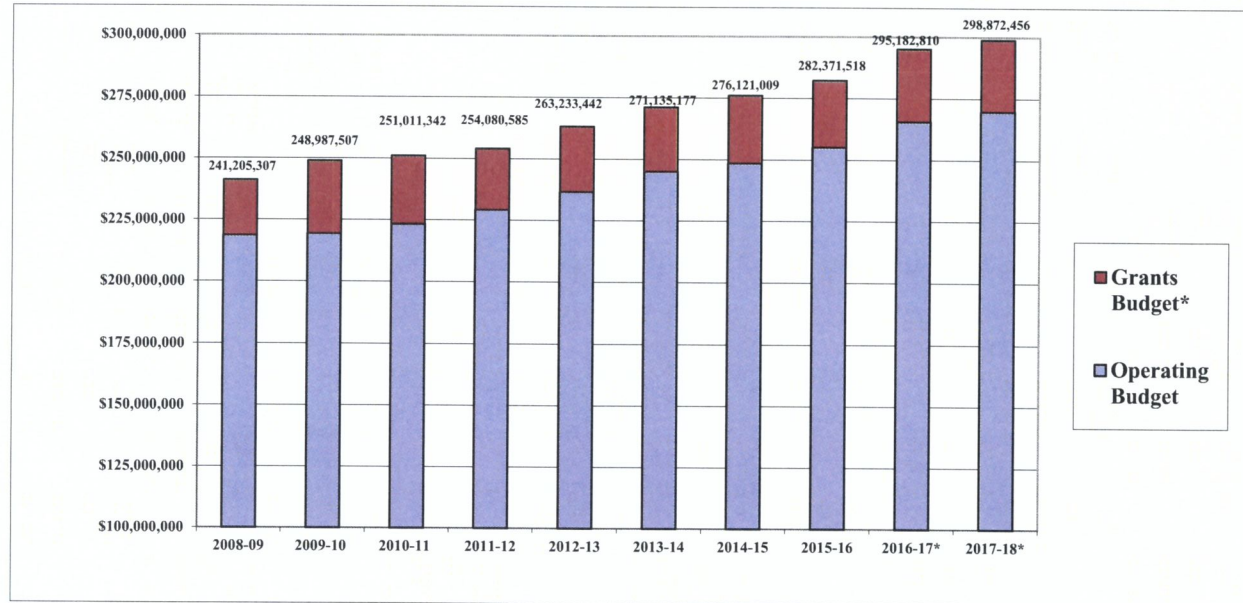
2017-18



City of Stamford- Operating Budget	\$261,325,563	87.4%
State Grants	\$18,195,160	6.1%
Federal Grants	\$10,667,261	3.6%
State Entitlements	\$8,240,529	2.8%
Private and Other Grants	\$273,743	0.1%
Other Income	\$170,200	0.1%

Total Operating & Grant Budget	\$298,872,456	100.0%
--------------------------------	---------------	--------

## 2017-18 BUDGET OF THE STAMFORD PUBLIC SCHOOLS REVENUE BY SOURCE



	2008-09	2009-10	2010-11	2011-12	2012-13	2013-14	2014-15	2015-16	2016-17*	2017-18*
Operating Budget	\$218,609,176	\$219,408,146	\$223,382,203	\$229,275,948	\$236,717,158	\$245,072,959	\$248,574,216	\$255,113,422	\$265,543,299	\$269,736,292
Grants Budget*	\$22,596,131	\$29,579,361	\$27,629,139	\$24,804,637	\$26,516,284	\$26,062,218	\$27,546,793	\$27,258,096	\$29,639,511	\$29,136,164
Total	\$241,205,307	\$248,987,507	\$251,011,342	\$254,080,585	\$263,233,442	\$271,135,177	\$276,121,009	\$282,371,518	\$295,182,810	\$298,872,456

\* = grant award amount or latest estimate as of budget printing date



**2017-18 BUDGET OF THE STAMFORD PUBLIC SCHOOLS**  
**GENERAL FUND REVENUE TO CITY OF STAMFORD**

	2011-12 Actual	2012-13 Actual	2013-14 Actual	2014-15 Actual	2015-16 Actual	2016-17** Estimated	2017-18** Estimated
<b>REVENUE STATE OF CONNECTICUT</b>							
Education Cost Sharing***	\$8,066,574	\$7,894,337	\$7,925,459	\$8,120,437	\$8,031,326	\$7,978,877	\$7,978,877
Public Transportation	\$75,457	\$54,217	\$78,927	\$95,896	\$89,059		
Non-Public Transportation	\$43,441	\$30,892	\$52,488	\$70,551	\$59,978		
Special Education Equity	\$48,132						
Vocational Agriculture Operating Grant****	\$110,464	\$154,998	\$154,998	\$208,198	\$205,518	\$261,652	\$261,652
<b>TOTAL STATE REVENUE</b>	<b>\$8,344,068</b>	<b>\$8,134,444</b>	<b>\$8,211,872</b>	<b>\$8,495,082</b>	<b>\$8,385,881</b>	<b>\$8,240,529</b>	<b>\$8,240,529</b>
<b>OTHER REVENUE</b>							
Tuitions	\$49,983	\$101,874	\$120,769	\$171,130	\$200,801	\$164,000	\$170,000
Miscellaneous	\$2,908	\$415	\$205		\$243	\$200	\$200
<b>TOTAL OTHER REVENUE</b>	<b>\$52,891</b>	<b>\$102,289</b>	<b>\$120,974</b>	<b>\$171,130</b>	<b>\$201,044</b>	<b>\$164,200</b>	<b>\$170,200</b>
<b>TOTAL REVENUE</b>	<b>\$8,396,959</b>	<b>\$8,236,733</b>	<b>\$8,332,846</b>	<b>\$8,666,212</b>	<b>\$8,586,925</b>	<b>\$8,404,729</b>	<b>\$8,410,729</b>
<b>TOTAL OPERATING BUDGET</b>	<b>\$229,275,948</b>	<b>\$236,717,158</b>	<b>\$245,072,959</b>	<b>\$248,574,216</b>	<b>\$255,113,422</b>	<b>\$265,543,299</b>	<b>\$269,736,292</b>
<b>NET COST TO CITY</b>	<b>\$220,878,989</b>	<b>\$228,480,425</b>	<b>\$236,740,113</b>	<b>\$239,908,004</b>	<b>\$246,526,497</b>	<b>\$257,138,570</b>	<b>\$261,325,563</b>

\*\*= latest estimate based on best available information

\*\*\*= does not include Alliance District Grant which is shown in Section 9 as "Grant Revenue"

\*\*\*\*= does not include additional Vo-Ag supplement of \$107,435 which is shown in Section 9 as "Grant Revenue"